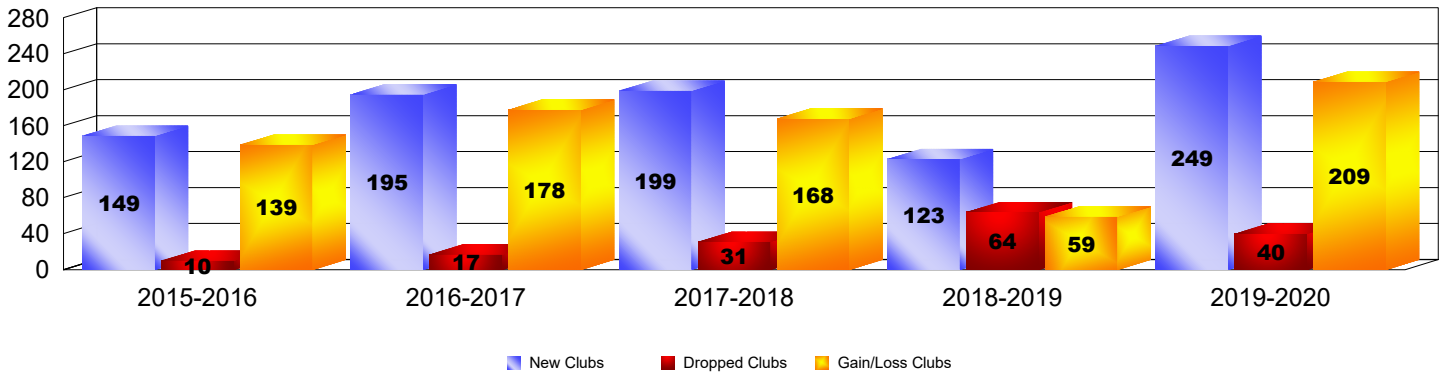


Multiple District 325

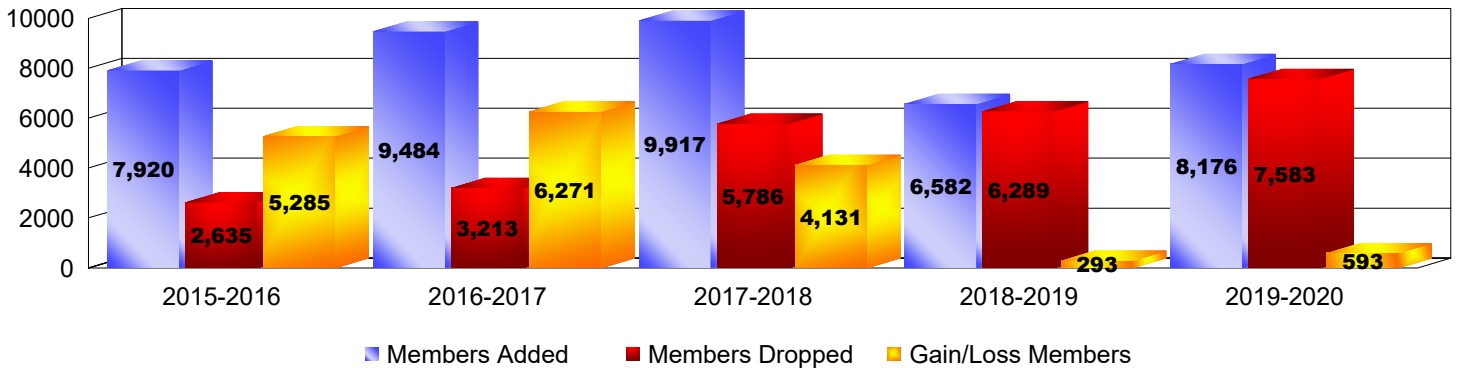
As of June 2020 Cumulative

Year	New Clubs	Dropped Clubs	Gain/Loss Clubs	New Members	Charter Members	Reinstate Members	Transfer Members	Total Member Added	Total Members Dropped	Gain/Loss Members
2015-2016	149	10	139	3,538	4,177	184	21	7,920	2,635	5,285
2016-2017	195	17	178	4,351	4,933	177	23	9,484	3,213	6,271
2017-2018	199	31	168	4,524	5,044	289	60	9,917	5,786	4,131
2018-2019	123	64	59	2,864	3,457	225	36	6,582	6,289	293
2019-2020	249	40	209	2,298	5,654	195	29	8,176	7,583	593
Average	183	32	151	3,515	4,653	214	34	8,416	5,101	3,315


Clubs



Members



Membership Composition June 2020 Cumulative



Gender Comparison June 2020 Cumulative

